

# STAR PARTS

QUADDER  
CATALOG



STAR PARTS, INC.  
SOUTH HACKENSACK, N. J.

# PARTS CATALOG

for

## STAR QUADDER MODEL E

### GUARANTEE

All electrical parts of the Selectro-Matic Quadder are guaranteed against defects for a period of ninety days; mechanical parts for one year.

Any part deemed defective should be reported or returned to the factory at South Hackensack for adjustment.

### COMMUNICATIONS

When writing to the factory regarding your STAR Quadder, please state the serial number. It will speed a reply also if, in referring to parts, catalog numbers are used for identification wherever possible. As an alternative references to parts shown in photographs or drawings used as illustrations in the Maintenance Manual would also help.

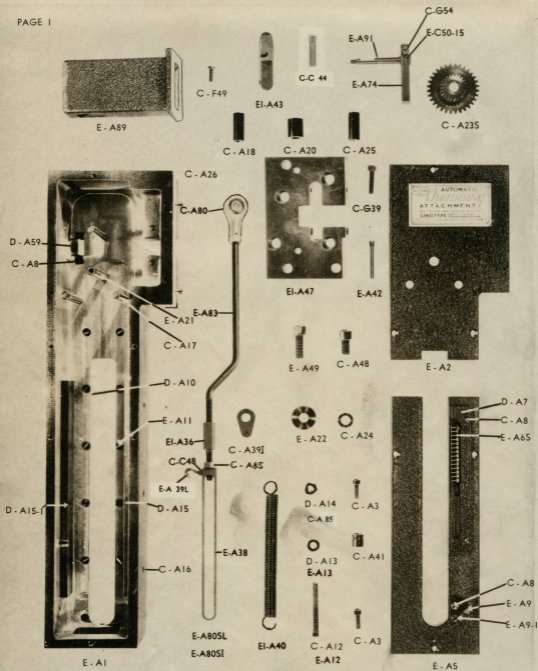


**STAR PARTS, Inc.**

SOUTH HACKENSACK, N. J.

BRANCH: 1327 BROADWAY, KANSAS CITY, MO. AGENCIES: CHICAGO • MINNEAPOLIS • LOS ANGELES • DENVER  
SO. ACTON, MASS. • STAR PARTS (LINECASTING) CANADA LTD. MONTREAL AND AGENTS OVERSEAS





## QUADDER PARTS LIST

Page 2.

C-A3 Wedge Guide Screw (10-32 x 5/8 ACS)  
 C-A3 Spring Stud Screw (10-32 x 5/8 ACS)  
 C-A3 Top Cover Screw (10-32 x 5/8 ACS)  
 C-A3 Bottom Cover Screw (10-32 x 5/8 ACS)  
 C-A8 Guide Holding Screw (4-48 x  $\frac{1}{4}$  Rd. Hd.)  
 C-A8 Scale Guide Screw (4-48 x  $\frac{1}{4}$  Rd. Hd.)  
 C-A8 Point Setting Dial Pointer Screw (4-48 x  $\frac{1}{4}$  Rd. Hd.)  
 C-A12 Actuated Slide Adjusting Screw ( $\frac{1}{2}$ -20x2Sq.Hd.Cup Point)  
 C-A16 Sliding Unit Guide Rail Screw (10-32 x  $\frac{1}{2}$  ACS)  
 C-A17 Operating Rack Idler Stud  
 C-A18 Vertical Rack Idler Bushing  
 C-A20 Horizontal Idler Bushing  
 C-A23S Gear, Assembled  
 C-A24 Gear Spacer  
 C-A25 Retaining Bushing  
 C-A26 Fastening Plate Dowel  
 C-A39-I Spring Suspension Plate, Intertype  
 C-A41 Spring Stud  
 C-A48 Plate Fastening Screw (3/8-16 x 5/8 ACS)  
 C-A80 Swivel Joint  
 C-A85 Actuating Slide Adjusting Screw Nut (5/16-18 Hex.)  
 C-A85 Adjusting Screw Lock Nut (5/16-18)  
 C-C44 Fastening Plate Aligning Dowel  
 C-C48 Spring Suspension Hook Lock Nut (8-32)  
 C-F49 Rack Guard Screw (10-32 x 9/16 Rd. Hd.)  
 C-G39 Swivel Joint Screw ( $\frac{1}{2}$ -20 x 1 Allen Cap)  
 C-G54 Cam Actuating Arm Clamping Screw (10-32x3/4 Allen Cap)  
 D-A7 Scale Guide  
 D-A10 Actuated Slide Rail  
 D-A13 Actuated Slide Adjusting Screw Spacer  
 D-A14 Actuated Slide Adjusting Screw Nut ( $\frac{1}{4}$ -20 Hex.)  
 D-A15 Sliding Unit Guide Rail, Right Hand  
 D-A15-1 Sliding Unit Guide Rail, Left Hand  
 D-A59 Left Hand Vise Jaw Rack Guide  
 E-A1 Housing  
 E-A2 Top Cover  
 E-A5 Bottom Cover  
 E-A6-S Left Side Quadder Scale, Assembled  
 E-A9 Point Setting Dial Pointer  
 E-A9-1 Point Setting Dial Pointer Washer  
 E-A11 Actuated Slide Rail Screw (6-48 x 3/8 Fil. Hd.)  
 E-A12 Actuated Slide Adjusting Screw  
 (5/16-18 x 1-3/4 Sq. Hd. Cup Point)  
 E-A15 Actuated Slide Adjusting Screw Spacer  
 E-A21 Operating Gear Shaft  
 E-A22 Gear Bearing Washer  
 E-A38 Yoke  
 E-A39-L Spring Suspension Hook, Linotype  
 E-A42 Bracket Swivel Screw (Special)  
 E-A49 Housing Holding Screw (3/8-16 x 1 PCS)


QUADDER PARTS LIST

Page 2-A

E-A74 Cam Actuating Arm  
E-A80-SL Relief Cam Actuating Arm and Swivel Joint,  
Assembled, Linotype  
E-A80-SI Relief Cam Actuating Arm and Swivel Joint,  
Assembled, Intertype  
E-A83 Relief Cam Actuating Arm Rod  
E-A89 Rack Guard  
E-A91 Relief Cam  
E-C50-15 Bevel Gear Attaching Pin (#30 x 3/4 Tapered)  
E1-A36 Adjusting Screw (R. H. Special)  
E1-A40 Relief Cam Actuating Arm Spring  
E1-A43 Positioning Screw Bracket  
E1-A47 Fastening Plate



D - B38



E - B5

D - B30



E - B1

E - B2

E - B3



D - B11



D - B12S



D - B10



D - B9



C - A16



C - B14



E - B16



E - B17



E - B18

C - E9



E - B21



E - B22



E - B20



E - B15



E - B6



E - B35



D - B36



C - E49



D - B37



D - B34



E - B32



D - B35



D - B26S




E - B23S

D - B31

QUADDER PARTS LIST

Page 4.

C-A16 Lower Sliding Unit Cap Screw (10-32 x  $\frac{1}{2}$  ACS)  
C-B14 Adjusting Stop Lock Screw (5/16-18 x 2- $\frac{1}{2}$  ACS)  
C-E9 Actuating Pawl Spring Screw (6-32 x  $\frac{1}{2}$  Rd/Hd.)  
C-E49 Plate Screw ( $\frac{1}{4}$ -20 x 5/8 ACS)  
D-B9 Cam Shaft Lock Screw (10-32 x 3/8 ACpt.)  
D-B10 Cam Shaft Lock Plug  
D-B11 Cam Shaft  
D-B12-S Actuating Pawl Cam, Assembled  
D-B20 Actuating Pawl Shaft (Obsolete-See EB-20)  
D-B26-S Left Hand Rack, Assembled  
D-B30 Point Setting Slide Stop Pin (1/8 x 5/8)  
D-B31 Rack Spring Eye  
D-B34 Stop Lock Nut  
D-B35 Left Hand Rack Stop  
D-B36 Rack Return Spring  
D-B37 Spring Retaining Button  
D-B38 Lower Sliding Unit Cap  
E-B1 Point Setting Dial  
E-B2 Dial Stop Pin  
E-B3 Dial Set Screw ( $\frac{1}{4}$ -20 x 5/16 ACpt.)  
E-B4 Cam Bushing  
E-B5 Lower Sliding Block  
E-B6 Adjustable Stop  
E-B15 Slide Compression Spring  
E-B16 Point Setting Slide  
E-B17 Rack Bar Actuating Pawl  
E-B18 Rack Actuating Pawl Spring  
E-B20 Actuating Pawl Shaft  
E-B21 Point Setting Cam  
E-B22 Cam Banking Pin  
E-B23-S Right Hand Rack, Assembled  
E-B32 Rack Stop Plate  
E-B35 Right Hand Rack Stop



D - B47

C - B50



C - B53



C - A16



C - B52



C - B8



C - B7



C - B51



E - B49



C - B48



C - B60



D - B62



C - B61




C - B63



D - B57



D - B58



E - C25



C - A16



E - C4-1



E - C4



E - C5



C - C98


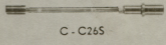
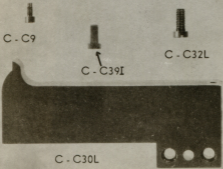





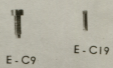



E - C8



E - C6

C-A16 Upper Sliding Unit Cap Screw (10-32 x  $\frac{1}{2}$  ACS)  
C-A16 Rack Adjusting Screw (10-32 x  $\frac{1}{2}$  ACS)  
C-B7 Selector Pawl Ball ( $\frac{1}{4}$  Diameter)  
C-B8 Pawl Ball Spring  
C-B48  $\frac{1}{8}$ -em Lever Screw (9-32 x  $\frac{1}{2}$  Shldr.)  
C-B50  $\frac{1}{8}$ -em Lever Stop Pin  
C-B51  $\frac{1}{8}$ -em Lever Ball (5/16 Diameter)  
C-B52  $\frac{1}{8}$ -em Lever Spring  
C-B53 Upper Sliding Block Cap  
C-B61 Retaining Plate Screw (10-32 x 7/16 Rd. Hd.)  
C-B63 Pointer Screw (6-48 x 5/32 Round Head)  
C-C98 Left Hand Rack Stop Screw (8-32 x 3/16 Allen Set)  
D-B47 Upper Sliding Block  
D-B57 Pawl  
D-B58 Pawl Knob  
D-B62 Left Side Quad Pointer  
E-B49  $\frac{1}{8}$ -em Lever  
E-B60 Retaining Plate  
E-C2-S Guide and Rack, Assembled  
E-C4 Rack Adjusting Set Screw (8-32 x 5/16 Allen Set)  
E-C4-1 Rack Adjusting Set Screw Plug  
E-C5 Vise Jaw Left Hand Positioning Nut  
E-C6 Vise Jaw, Left Hand, Adjusting Screw (Special)  
E-C3 Left Hand Rack Stop Screw (Special)



E - C31

QUADDER PARTS LIST

Page 8.

C-A3 Switch Adjusting Screw (10-32 x 5/8 ACS)  
(Used on Ser. Nos. E-400 to E-427 only)

C-C9 Vise Left Hand, Safety Switch Operating Stop Rod  
Stop Screw  
(Used on Serial Nos. E-400 to E-427 only)

C-C24 Switch Adjusting Lock Screw (8-32 x  $\frac{1}{2}$  Allen Set)  
(Used on Serial Nos. E-400 to E-427 only)

C-C25 Switch Operating Rod Spring  
(Used on Serial Nos. E-400 to E-427 only)

C-C26S Switch Operating Rod, Assembled  
(Used on Serial Nos. E-400 to E-427 only)

C-C30-L Left Hand Vise Jaw, Linotype (Replaced by E-C30-L)  
(Used on Serial Nos. E-400 to E-427 only)

C-C30-I Left Hand Vise Jaw, Intertype (Replaced by E-C30-I)  
(Used on Serial Nos. E-400 to E-427 only)

C-C32-L L.H. Vise Jaw Holding Screw, Lino. ( $\frac{1}{2}$ -24 x 7/8 Fil. Head)

C-C33 L. H. Vise Jaw Block Dowel Pin

C-C39-I L.H. Vise Jaw Holding Screw, Intertype ( $\frac{1}{2}$ -24 x 9/16 Fil. Hd.)

E-C9 Operating Rod Stop Screw (10-32 x 9/16 Special)  
(Used from Serial No. E-428)

E-C10 Left Hand Jaw Positioning Screw (Special)

E-C17 Jaw Microswitch Adjusting Screw (4-48 x  $\frac{1}{2}$  Round Head)  
(Used from Serial No. E-428)

E-C18 Jaw Microswitch Adjusting Screw Lock Nut (4-48)  
(Used from Serial No. E-428)

E-C19 Fulcrum Screw (6-48 Special)  
(Used from Serial No. E-428)

E-C22-S Switch Operating Lever, Assembled  
(Used from Serial No. E-428)

E-C26-S Switch Operating Rod, Assembled  
(Used from Serial No. E-428)

E-C30-L Left Hand Vise Jaw, Linotype  
(Used from Serial No. E-428)

E-C30-I Left Hand Vise Jaw, Intertype  
(Used from Serial No. E-428)


E-C-31 Left Hand Vise Jaw Block

E-E-16-S Cable Fitting, Assembled  
(Used from Serial No. E-428)


E-E17 Fitting Screw (3-56 x 9/32 Filister Head, Special)  
(Used from Serial No. E-428)

E-E52-S Jaw Safety Switch Assembled (Microsw.)  
(Used from Serial No. E-428)

E-E53 Jaw Microswitch Insulation  
(Used from Serial No. E-428)



C - C38



C - C33

E - C36



C - C39



C - C97



E - C37



C - C98




C - C42-L



C - C 44



E - C49



C - C45-I



C - C32-I




C - C46-I




C - C48




C - E36



E - C51-I



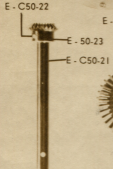



E - C50-L




E - C35

C-C32-I First Elevator Jaw, Back, Support Screw ( $\frac{1}{4}$ -24 x  $\frac{7}{8}$  Fil. Hd.)  
C-C33 Right Hand Vise Jaw Block Dowel Pin ( $\frac{1}{2}$ -3/4)  
C-C38 Right Hand Jaw  
C-C39 Right Hand Vise Jaw Holding Screw ( $\frac{1}{4}$ -24 x 9/16 Fil. Hd.)  
C-C39 First Elevator Jaw, Back, Support Screw ( $\frac{1}{4}$ -24 x 9/16 Fil. Hd.)  
C-C42-L First Elevator Jaw, Back, Support, Linotype  
C-C44 First Elevator Jaw, Back, Support Dowel Pin  
C-C45-I First Elevator Jaw, Back, Support, Intertype  
C-C46-I First Elevator, Back, Support, Dowel Pin  
C-C48 Right Hand Vise Jaw Support Adjusting Screw Lock Nut  
C-C97 Pump Stop Operating Lever Adjusting Screw (Special)  
C-C98 Operating Lever Adjusting Lock Screw (8-32 x 3/16 Allen Set)  
C-E36 Right Hand Vise Jaw Support Adjusting Screw (8-32 x 3/4 ACS)  
E-C35 Right Hand Vise Jaw Rack  
E-C36 Right Hand Vise Jaw Block  
E-C37 Operating Rack Screw (Special)  
E-C49 Positioning Screw Bevel Gear  
E-C50-L Dial Bracket Unit, Linotype, Without Mohr Saw  
E-C51-I Dial Bracket Unit, Intertype, Without Mohr Saw



C-D83 Gear Plate Screw (8-32 x  $\frac{1}{2}$  ACS)  
C-E9 Guard Screw (6-32 x  $\frac{1}{4}$  Round Head)  
C-F46 Gear Plate Screw (8-32 x  $\frac{3}{8}$  ACS)  
E-C50-4 Dial Shaft Supporting Plate Bushing  
E-C50-5 Dial Handle Screw (Special)  
E-C50-6 Dial Handle  
E-C50-7 Dial  
E-C50-8 Dial Nut  
E-C50-9 Dial Washer  
E-C50-10-3 Dial Shaft, Assembled  
E-C50-12-S Dial Shaft Supporting Plate, Assembled  
E-C50-13 Plate Attaching Screw (4-48 x  $\frac{3}{8}$  Round Head)  
E-C50-14 Dial Shaft Bevel Gear  
E-C50-15 Bevel Gear Attaching Pin (#3/0 x  $\frac{3}{4}$  Tapered)  
E-C50-15 Pinion Shaft Taper Pin (#3/0 x  $\frac{3}{4}$  Tapered)  
E-C50-16-S Dial Shaft Collar, Assembled  
E-C50-18 Collar Attaching Screw (10-32 x  $\frac{3}{16}$  Cpt. Set)  
E-C50-19 Dial Bracket Pinion Shaft Pinion  
E-C50-21 Dial Bracket Pinion Shaft  
E-C50-22 Miter Gear Pin (#3/0 x  $\frac{1}{2}$  Tapered)  
E-C50-23 Miter Gear  
E-C50-24 Dial Indicator  
E-C50-25 Dial Indicator Locking Screw (Special)  
E-C50-26 Dial Indicator Pin  
E-C50-27 Plunger Spring  
E-C50-28 Dial Shaft Bushing  
E-C50-29 Pinion Shaft Bushing  
E-C50-30 Vise Jaw Positioning Screw Bushing  
E-C50-31 Oil Tube  
E-C52 Gear Plate Adjusting Stud  
E-C53 Bevel Gear Shaft  
E-C54-S Bevel Gear, Assembled  
E-C56 Bevel Gear Spacer  
E-C57 Assembler Rod Positioning Screw Pinion  
E-C59 Positioning Screw Bearing  
E-C60-L Gear Plate, Linotype  
E-C61-I Gear Plate, Intertype  
E-C63-L Guard, Linotype  
E-C64-I Guard, Intertype  
E-C66-1 Gear Plate Fastening Stud (Used from Serial No. E-436)  
E-C66-2 Gear Plate Fastening Stud Nut (Used from Serial No. E-436)  
E-C67 Shaft Spring Washer  
E-C68 Shaft Lock Nut  
E-C69 Assembler Rod Positioning Screw (Special)  
E-C70 Positioning Screw Nut  
E-C71 Positioning Screw Nut Guide Tube  
E-D20 Assembler Rod Positioning Screw Pinion Set Screw  
(8-32 x  $\frac{1}{8}$  Allen Set)



QUADDER PARTS LIST

Page 14.

C-D83 Assembler Arm Fastening Screw  
(8-32 x  $\frac{3}{8}$  ACS)

E-C68 Assembler Slide Indicating Arm Stop Screw Lock Nut

E-C72-S Assembler Rod, Assembled

E-C74 Assembler Rod Plate

E-C75-S Assembler Stop, Assembled

E-C76 Assembler Stop Attaching Screw  
(4-48 x 11/32 Fil. Head)

E-C77-L Assembler Rod Support Stud (Type A) Linotype

E-C78-L Assembler Rod Support Stud (Type B) Linotype

E-C79-I Assembler Rod Support Stud (Type A) Intertype

E-C80-I Assembler Rod Support Stud (Type B) Intertype

E-C81-L Assembler Rod Support, Linotype

E-C82-L Assembler Rod Support, Lino. (Used with  
swinging keyboard)

E-C83-I Assembler Rod Support, Intertype

E-C84 Assembler Rod Support Screw (10-32 x 5/16 Round Head)

E-C85 Line Adjustment Pointer

E-C86 Line Adjustment Pointer Lock Nut

E-C87 Assembler Slide Indicating Arm

E-C87-1 Assembler Slide Indicating Arm Stop Screw

E-C87-3 Assembler Slide Indicating Arm Roller

E-C87-4 Assembler Slide Indicating Arm Roller Shaft

E-C89-L Assembler Slide, Linotype

E-C107-I Assembler Slide, Intertype

M-3A Bucket Base, Unassembled

M-3-B Brake Roller Adjusting Support

QUADDER PARTS LIST

Page 14-A.

M-3-C	Brake Roller
M-3-D	Brake Roller Retaining Stud
M-3-E	Brake Roller Retaining Spring
M-3-F	Transparent Roller Retaining Guide Plate
M-3-G	Supporting Adjusting Screw
M-3-H	Supporting Adjusting Screw Nut
M-3-I	Support and Plate Retaining Screw
M-3-K	Assembling Rod Support Right Hand Fastening Screw
M-3-N	Brake Trip, Unassembled
M-3-O	Brake Roller Releasing Slide
M-3-P	Brake Trip Fastening Screw
M-3-Q	Brake Operating Lever Adjusting Screw
M-3-R	Brake Operating Lever Adjusting Screw Nut
M-3-S	Assembler Slide Brake Screw
M-3-T	Assembler Slide Brake Lock Washer
M-3-U	Assembler Slide Brake Dowel Pin
M-3-V	Upper Brake Trip Screw
M-3-W	Assembler Rod Support, Right Hand
M-3-X	Assembler Rod Support Fastening Screw
M-3-Y	Assembler Rod Guide Screw
M-3-Z	Upper Brake Trip
D-3073	Assembling Slide Anti-Friction Roll
D-3074	Assembling Slide Anti-Friction Roll Stud
Z-71	Wrench




C-C90-L




C-C90-I



C-C111-I




E-C91



E-C 95  
E-C 95LL



D-C96



E-E105



E-C114I



C-E9



C-C100



E-C99



C-C102




C-A64



D-C104-I



C-E5



E-C108-I

E-C115-I



C-C103



C-C105-I



D-C106-I



E-C84-I



E-C109-I



D-A 14



E-E 61LL



EC 155




E-C 154



EC 153



EC 158



EC 159-I


QUADDER PARTS LIST

Page 16.


C-A64 Operating Lever Stud Nut ( $\frac{3}{4}$  x 24)  
C-C90-L Vise Locking Stud, Right Hand, Linotype  
C-C90-I Vise Locking Stud, Right Hand, Intertype  
C-C100 Pump Stop Operating Lever Stud  
C-C102 Operating Lever Stud Washer  
C-C103 Operating Lever Retaining Screw  
C-C103-I Pump Stop Lever Stud Spring, Intertype  
C-C111-I Vise Locking Stud, Right Hand, Intertype, Air-Cooled  
C-C155 Solenoid Stop Pin  
C-E5 Twist Lock Male Cap  
C-E9 Pot Pump Stop Solenoid Screw (6-32 x  $\frac{1}{2}$  Rd. Hd.)  
D-A14 Pump Stop Solenoid Bracket Screw Reinforcing Nut  
D-C96 Solenoid Bracket Clamp Screw ( $\frac{1}{2}$ -20 x  $3\frac{1}{4}$  Sq. Hd. Cap Pnt)  
D-C104-I Pump Stop Lever Stud, Intertype  
D-C106-I Pump Stop Lever Stud Nut, Intertype (5/16-18)  
E-C84-I Assembler Rod Support Screw (10-32 x 5/16 Rd. Hd.)  
E-C91-L Vise Locking Stud, Left Hand  
E-C95 Pump Stop Solenoid Bracket  
E-C95-LL Pump Stop Solenoid Bracket, Late Linotype  
(For Linotype Beginning with Serial No. 62000, Approx.)  
E-C99 Pump Stop Operating Lever  
E-C108-I Assembler Rod and Slide Support, Intertype  
E-C109-I Assembler Slide Roll Screw, Intertype  
E-C114-I Mold Disk Pinion Extension Knob, Intertype  
E-C115-I Return Stop, Assembled, Intertype  
E-C153 Pot Pump Solenoid Arm Spring  
E-C154 Solenoid Return Spring Screw  
E-C158 Pump Stop Solenoid Bracket Reinforcing Screw  
E-C159-I Left Hand Vise Jaw Block Supporting Rail, Intertype  
E-E108 Pot Pump Stop Solenoid, Assembled  
(Specify voltage and cycles)  
E-E11-LL Pump Stop Solenoid Bracket Extension



E - D5



E - DSMS



E - D16MS  
E - D16

E - D23


E - D17



E - D24 (ASSEM.)

E - D26

C - A79



E - D1

E - D14



C - A3




E - D4



E - D3



E - D5



E - D6



E - D9



E - D8



E - D7



E - D10



E - D11



E - D12



E - D15



E - D19

E - D63



E - D27

E - D32

E - D33



E - D28MS  
E - D28



E - D38



D - D39




E - D13




E - D29S



E - D21



E - D21MS



E - D22

QUADDER PARTS LIST

Page 18.

C-A3 Actuating Pawl Housing Fastening Screw  
(10-32 x 5/8 ACS)

C-A79 Dial Selector Set Screw (10-32 x  $\frac{1}{4}$  ACS)

D-D39 Shielding Clamp Screw (6-32 x 3/8 ACS)

D-D39 Clamp Fastening Screw (6-32 x 3/8 ACS)  
(Used on Serial No. 436 and up)

E-DS Selector Unit, Assembled

E-DS-MS Selector Unit, Assembled, Mohr Saw

E-D1 Actuating Pawl Housing

E-D3 Cam Actuating Pawl

E-D4 Rack Bar Actuating Pawl, Right Hand

E-D5 Pawl Screw (6-32 x 7/32 ACS)

E-D6 Pawl Yoke

E-D7 Yoke Cam

E-D8 Cam Spacer

E-D9 Indexing Disk

E-D10 Indexing Disk Plunger

E-D11 Indexing Disk Plunger Spring

E-D12 Spring Retaining Screw (Special)

E-D13 Cam Shaft (Used on Serial Nos. E-400 to E-435 only)

E-D14 Actuating Pawl Housing Bushing

E-D15 Selector Bracket Screw (8-32 x 1" ACS)

E-D16 Selector Bracket

E-D16-MS Selector Bracket, Mohr Saw

E-D17 Selector Bracket Back Bushing

E-D19 Universal Joint (Used on Serial Nos. E-400 to E-435)

E-D21 Shaft (Used on Serial Nos. E-400 to E-435)

E-D21-MS Shaft, Mohr Saw (Used on Serial Nos. E-400 to E-435)

E-D22 Dial Shaft (Used on Serial Nos. E-400 to E-435)

E-D23 Dial Shaft Bushing (Used on Serial Nos. E-400 to E-435)

E-D24 Selector Dial

E-D26 Dial Indicating Knob

E-D27 Justification Stop Operating Yoke

E-D28 Yoke Pivoting Screw (Special)

E-D28-MS Yoke Pivoting Screw (Mohr Saw)

E-D29-S Yoke Operating Cam and Universal Joint, Assembled

E-D31 Cam Clamping Screw (5-32 x  $\frac{1}{2}$  ACS)

E-D32 Cable Clamp (Used on Serial Nos. E-400 to E-435)

E-D33 Hinge Pin

E-D38 Shielding Clamp

E-D63 Universal Joint Fastening Pin



E-D44S

E-D44SMS

(ASSEM.)

E-D35SMS

E-D35S


E-D36-IS



D - D44

D - D45

C - A76



D - D47

D - D48

E-D50



E - D49

D - D51



D - D54

C - D83

E - D61

E - D62



D - D60I




C - E1



C - E2


C-E22



E - E3-1

C - E4


C - E185



C - E6

C - E7

C - E23



E - E3-2

C - E16

C - A8



E - E29S



C - E39



E - E3-3

C - E37

D - E38


C - E9

QUADDER PARTS LIST

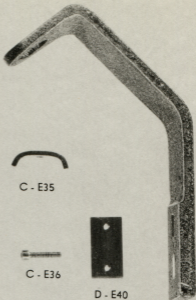
Page 20.

C-A8 Cable Fitting Screw (4-48 x  $\frac{1}{4}$  Rd. Hd.)  
C-A76 Justification Stop Block Cap Screw  
( $\frac{1}{4}$ -20 x  $\frac{3}{4}$  ACS)  
C-D83 Push-Pull Cable Clamp Screw (8-32 x  $\frac{1}{2}$  ACS)  
C-E1 Brake Switch  
C-E1 Pump Stop Switch  
C-E2 Brake Switch Light  
C-E2 Pot Pump Stop Switch Light  
C-E4 Twist Lock Connector Body  
C-E6 Main Power Wire  
C-E7 Main Power Wire Male Plug  
C-E9 Solenoid Holding Screw (6-32 x  $\frac{1}{2}$  Rd. Hd.)  
C-E16 Cable Fitting (Old Style)  
C-E18-S Vise Jaw Safety Switch, Assembled (Old Style)  
C-E22 Plunger Spring (Old Style)  
C-E23 Center Contact (Old Style)  
C-E37 Microswitch Cable Connector  
C-E39 Microswitch Fastening Screw (6-32 x 1- $\frac{1}{8}$  Rd. Hd.)  
D-D44 Justification Stop Block  
D-D45 Justification Stop Block Cap  
D-D47 Justification Stop Pawl  
D-D48 Justification Stop Pawl Hinge Pin  
D-D51 Justification Stop Pawl Actuating Pawl Screw  
(8-32 x  $\frac{7}{32}$ )  
D-D54 Push-Pull Cable Clamp  
D-D60-I Vise Justification Bar Hinge Pin, Intertype  
D-E38 Microswitch  
E-D35S Cable and Shielding Assembly  
E-D35S-MS Cable and Shielding Assembly, Mohr Saw  
E-D36-1S Cable and Washer Assembled  
E-D44S Justification Stop Block, Assembled  
E-D44S-MS Justification Stop Block, Assembled, Mohr Saw  
E-D49 Justification Stop Pawl Chip Guard  
E-D50 Stop Pawl Actuating Pawl  
E-D61 Justification Pawl Return Spring  
E-D62 Spring Washer  
E-E3-1 Pot Pump Stop Cable  
E-E3-2 Vise Jaw Safety Switch Cable  
E-E3-3 Microswitch Cable  
E-E29S Brake Solenoid, Assembled

D - G49



E - E31



E-E57



C - E35



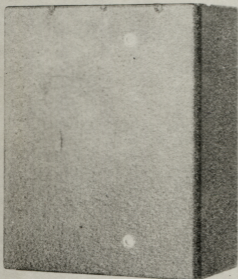
C - E36



D - E40



D - E41 E-E55



C - E32



C - E33



E-E54



C - E45



C-C48



C - E49



C-F46



C - E46



C - E50



D - G15



E-D53



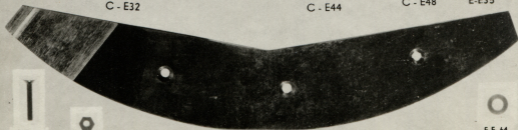
C - E44



C - E48



E-E35



E-E 62



E-C 86



E-E 84

E-E 43  
E-E 43QTS

QUADDER PARTS LIST

Page 22.

C-C48 Micro Cable Clamp Nut (8-32 Hex.)  
C-E32 Control Box Cover  
C-E33 Control Box Cover Screw (8-32 x 3/8 Rd. Hd.)  
C-E35 Microswitch Cable Clamp  
C-E36 Microswitch BX Clamp Screw (8-32 x 3/4 Allen Cap)  
C-E44 Mold Turning Segment Screw, Long (Special)  
C-E45 Microswitch Bracket Fastening Screw Washer  
C-E46 Rubber Grommet  
C-E48 Microswitch Operating Cam Fastening Screw  
(10-32 x  $\frac{1}{2}$  Flat Hd.)  
C-E49 Control Box Fastening Screw ( $\frac{1}{4}$ -20 x 5/8 ACS)  
C-E50 Safety Switch BX Clamp  
C-F46 Micro Cable Clamp Screw (8-32 x 3/8 ACS)  
D-E40 Microswitch Clamping Plate  
D-E41 Microswitch Clamping Bracket  
D-G15 Safety Switch BX Clamp Screw (8-32 x  $\frac{1}{4}$  Rd. Hd.)  
D-G49 Brake Disengaging Plunger Body  
E-C86 Microswitch Operating Cam Supporting Screw Nut  
E-D53 Terminal Block Holding Screw (6-32 x 3/8 Rd. Hd.)  
E-E31 Control Box  
E-E35 Micro Cable Clamp  
E-E43 Microswitch Operating Cam  
E-E43-QTS Microswitch Operating Cam, Quarter Turn Segment  
E-E54 Switch Box Insulation  
E-E55 Terminal Block  
E-E57 Safety Switch Light  
E-E62 Microswitch Operating Cam Supporting Screw  
E-E64 Microswitch Operating Cam Supporting Screw Washer



D-1-FSL  
D-1-F51



C-F 65




C-F 11



C-F 12

D-F6



C-F 7



C-F 1



C-F 8



C-F 10



C-F 2L



C-F 2I



C-F 4



C-F 5

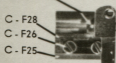


C-F 3



C-F 9

C-F30




C-F 14S

C-F 28

C-F 26

C-F 25

C-F 29



C-F 15

C-F 16

C-F 17



D-F 18



D-F 19



D-1-F23



D-F 24



C-F 64




C-F 20



C-F 27



C-F 15




C-F 32



C-F 35



C-F 34




D-F 52



C-F 33



C-F 51




D-F 50

D-F 50S ASSEMBLED

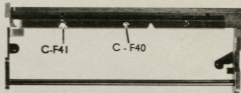
QUADDER PARTS LIST

Page 24.

C-F1 Delivery Slide Short Finger Block  
C-F2-L Delivery Slide Short Finger, Linotype  
C-F2-I Delivery Slide Short Finger, Intertype  
C-F3 Short Finger Screw, Short  
C-F4 Short Finger Screw, Long  
C-F5 Delivery Slide Releasing Pin  
C-F7 Delivery Slide Rack Bar  
C-F8 Delivery Slide Bar Head Screw (10-32 x 3/8 F11.Hd.)  
C-F9 Delivery Slide Bar, Assembled  
C-F10 Delivery Slide Bar Clamp, Assembled  
C-F11 Delivery Slide Head  
C-F12 Delivery Slide Bar Dowel  
C-F14-S Long Finger Block, Assembled  
C-F15 Delivery Slide Long Finger Friction  
C-F16 Delivery Slide Long Finger Screw (4-48 x 3/32 Shldr.)  
C-F17 Delivery Slide Long Finger Friction Spring  
C-F20 Rack Bar Pawl Spacer  
C-F25 Long Finger Block Insert  
C-F26 Long Finger Block Insert Screw (10-32 x 7/16 F11.Hd.)  
C-F27 Rack Bar Pawl Spring  
C-F27 Long Finger Block Insert Spring  
C-F28 Long Finger Block Insert Plate  
C-F29 Delivery Slide Rod  
C-F30 Delivery Slide Dowel  
C-F31-S Delivery Slide Long Finger, Assembled  
C-F32 Long Finger Spring  
C-F33 Long Finger Spring Screw (4-48 x 3/16 Flat Hd.)  
C-F34 Long Finger Plunger  
C-F35 Long Finger Plunger Spring  
C-F51 Operating Finger Fastening Screw (6-32 x 1/2 ACS)  
C-F64 Short Finger Screw Washer  
C-F65 Delivery Slide Bar Screw  
D1-F2-L Delivery Slide, Assembled, Linotype  
D1-F2-I Delivery Slide, Assembled, Intertype  
D-F6 Rack Bar Fastener Screw (6-32 x 3/8 Allen Flat)  
D-F1B Rack Bar Pawl  
D-F1D Rack Bar Pawl Screw  
D1-F23 Operating Finger Cam Plate  
D-F24 Operating Finger Plate Cam Screw  
D-F50 Rack Bar Pawl Operating Finger  
D-F50-S Rack Bar Pawl Operating Finger, Assembled  
D-F52 Operating Finger Bracket



C - F385-1




C-F41

C - F40

C - F385-2  
C - F385-3

C - F385-4

C - F385-5  
C - F395-2




C - F395-1



C - F48



C - F49



C - F42-L



C - F42-I



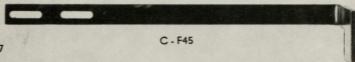
C - F44



C - F46



C - F47



C - F45



C - F56




C-F 43L

C-F 43-I


C-F 43-L2L

C-F 43-I2L



C - F55

C - C48



C - F58L








C - F59I

## QUADDER PARTS LIST

Page 26.


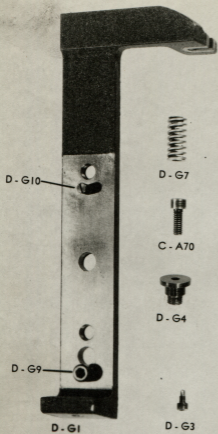
C-C48 Assembling Elevator Releasing Bar Screw Nut  
 C-F38S-1 Assembling Elevator Gate, Assembled, Linotype  
 (Old Style Solid Top for Small Star Wheel)  
 C-F38S-2 Assembling Elevator Gate, Assembled, Linotype  
 (Low type-Covered Pawl for Large Star Wheel)  
 C-F38S-3 Assembling Elevator Gate, Assembled, Linotype  
 (Low type-Covered Pawl for Small Star Wheel)  
 C-F38S-4 Assembling Elevator Gate, Assembled, Linotype  
 (High type-Covered Pawl for Small Star Wheel)  
 C-F38S-5 Assembling Elevator Gate, Assembled, Linotype  
 (High type-Covered Pawl for Large Star Wheel)  
 C-F39S-1 Assembling Elevator Gate, Assembled, Intertype  
 (Solid type for Small Star Wheel)  
 C-F39S-2 Assembling Elevator Gate, Assembled, Intertype  
 (Covered Pawl for Small Star Wheel)  
 C-F40 Matrix Support Rail  
 C-F41 Matrix Support Rail Screw (4-48 x 3/16 Rd. Hd.)  
 C-F42-L Line Stop, Linotype  
 C-F42-I Line Stop, Intertype  
 C-F43-L First Elevator Jaw, Back, Linotype (Regular)  
 C-F43-I First Elevator Jaw, Back, Intertype (Regular)  
 C-F43-L2L First Elevator Jaw, Back, Linotype (2 Letter Head Letter)  
 C-F43-I2L First Elevator Jaw, Back, Intertype (2 Letter Head Letter)  
 C-F44 Line Stop Screw (8-32 x 3/8 Flat Hd.)  
 C-F45 Line Stop Shifter  
 C-F46 Shifter Fastening Screw (8-32 x 3/8 ACS)  
 C-F47 Shifter Fastening Screw Washer  
 C-F48 Shifter Guard  
 C-F49 Guard Clamping Screw (10-32 x 9/16 Rd. Hd.)  
 C-F55 Assembling Elevator Releasing Bar  
 C-F56 Assembling Elevator Releasing Bar Screw  
 (8-32 x 3/8 Shldr.)  
 C-F58-L First Elevator Jaw Separating Block, Linotype )-.004"  
 C-F59-I First Elevator Jaw Separating Block, Intertype)undersize





QUADDER PARTS LIST

Page 28

- C-F54S-I Delivery Channel Front and Back Plates, Assembled  
(For Intertype)
- C-F54S-L Delivery Channel Front and Back Plates, Assembled  
(For Linotype)
- C-F54S-LL Delivery Channel Front and Back Plates, Assembled  
(For late style Linotype)
- E-C120S-L Adjustable Vise Locking Screw, Assembled, Linotype, L.H.  
(For Models C, D & E)
- E-C120S-LQ Adjustable Vise Locking Screw, Assembled, Linotype R.H.  
(For Model E WITHOUT Saw)
- E-C120S-LMS Adjustable Vise Locking Screw, Assembled, Linotype R.H.  
(Mohr Saw)
- E-C121S-I Adjustable Vise Locking Screw, Assembled, Intertype L.H.  
(For Models C, D & E)
- E-C121S-IQ Adjustable Vise Locking Screw, Assembled, Intertype R.H.  
(For Model E WITHOUT Saw)
- E-C121S-IMS Adjustable Vise Locking Screw, Assembled, Intertype R.H.  
(Mohr Saw)



D-G3



QUADDER PARTS LIST

Page 30.

C-A48 Bracket Holding Screw (3/8-16 x 5/8 ACS)  
C-A70 Lower Slide Unit Screw ( $\frac{1}{4}$ -20 x  $\frac{1}{2}$  ACS)  
C-A70 Cylinder Holding Screw ( $\frac{1}{4}$ -20 x  $\frac{1}{2}$  ACS)  
C-G11 Buffer Piston  
C-G12 Buffer Cylinder  
C-G18 Actuating Screw Lock Nut  
C-G19 Lock Nut Washer  
C-G20 Actuating Spring Bracket Clamping Screw  
C-G20 Bracket Clamping Screw ( $\frac{1}{4}$ -20 x  $\frac{1}{2}$  Allen Set Screw)  
C-G21 Bracket Holding Screw ( $\frac{1}{4}$ -20 x  $\frac{3}{4}$  ACS)  
C-G22 Holding Screw Bushing  
C-G24 Actuating Spring Threaded Bushing  
C-G25 Actuating Spring Holding Screw (5/16-18 x  $2\frac{1}{2}$  ACS Special)  
C-G26 Actuating Spring Bracket  
D-G1 Actuated Slide  
D-G3 Brake Shoe Backing Screw (8-32 x 5/16 ACS Special)  
D-G4 Actuating Slide Guide Screw (Special)  
D-G7 Actuating Slide Pressure Spring  
D-G8 Brake Shoe  
D-G9 Brake Shoe Screw  
D-G10 Brake Shoe Stud  
D-G17 Actuating Screw (Special)  
D-G23 Actuating Spring  
D-G28 Actuating Spring Connecting Yoke  
D-G29 Actuating Spring Connecting Yoke Pin  
E-G2 Actuated Slide Guide  
E-G16 Actuating Bracket



D-G30



D-G35

D-G36



D-G37

C-G32



D-G445

C-A8

C-G46



C-G47

C-G47



D-G42



D-G41




D-G38




D-G50

E-G40




C-G51

C-A81




C-G51

D-G60



C-G54L



C-G61-I



C-G62-I

C-G53L



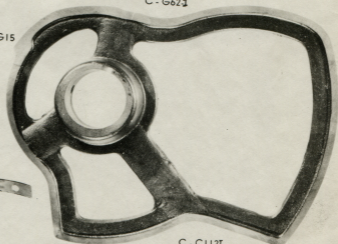
D-G15



D-G14



C-G55



C-C112I

C-C112L


C-C112-LL



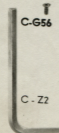
E-G 50LL




C-G56




C-Z1




C-Z2



C-Z3



C-Z4



C-Z5



C-Z6



C-Z7



C-Z8

SUADDER PARTS LIST

Page 32.

C-112-I First Elevator Cam, Intertype  
 C-112-L First Elevator Cam, Linotype  
 C-112-LL First Elevator Cam, Linotype, Late Style  
 C-48 Plunger Spring Retaining Screw (4-48 x  $\frac{1}{4}$  Rd. Hd.)  
 C-A01 Brake Fastening Screw, Short ( $\frac{1}{4}$ -20 x 1 -  $\frac{1}{2}$  ACS)  
 C-G32 Brake Releasing Arm  
 C-G46 Plunger Spring  
 C-G47 Plunger Spring Retaining Washer  
 C-G61 Vise Closing Shoe Holding Screw ( $\frac{1}{4}$ -28 x 1" ACS)  
 C-G63-L Vise Closing Cam Shoe  
 C-G54-L Vise Closing Cam Shoe Holding Screw (10-32 x  $\frac{3}{4}$  ACS)  
 C-G56 First Elevator Cam Shoe  
 C-G56 First Elevator Cam Shoe Holding Screw (10-32 x  $\frac{1}{2}$  Allen Flat)  
 C-G61-I Vise Closing Cam Shoe, Intertype  
 C-G62-I Vise Closing Cam Shoe Holding Screw  
 ( $\frac{1}{4}$ -24 x  $\frac{3}{4}$  Flat Hd. Special)  
 C-Z1 Allen Wrench, 5/16"  
 C-Z2 Allen Wrench, 7/32"  
 C-Z3 Allen Wrench, 3/16"  
 C-Z4 Allen Wrench, 5/32"  
 C-Z5 Allen Wrench, 1/8"  
 C-Z6 Allen Wrench, 3/32"  
 C-Z7 Allen Wrench, 5/64"  
 C-Z8 Allen Wrench, 1/16"  
 D-G14 Actuating Slide and Brake Guard  
 D-G15 Guard Screw (8-32 x 1/4 Rd. Hd.)  
 D-G30 Brake Base  
 D-G35 Brake Releasing Arm Spring  
 D-G36 Brake Roller  
 D-G37 Roller Locking Plunger  
 D-G38 Locking Plunger Spring  
 D-G41 Brake Solenoid Arm Spring  
 D-G42 Brake Solenoid Arm Spring Suspension Plug  
 D-G44S Brake Disengaging Plunger, Assembled  
 D-G50 Vise Closing Cam Shoe  
 D-G52 Vise Closing Cam Shoe Holding Screw  
 (10-32 x  $\frac{3}{4}$  Allen Flat)  
 D-G60 Brake Base Locating Screw  
 E-G40 Brake Fastening Screw, Long ( $\frac{1}{4}$ -20 x 1 -  $\frac{1}{2}$  ACS)  
 E-G50-LL Vise Closing Cam Shoe, Late Linotype