

CHANDLER & PRICE

NEW SERIES PRESSES



Component Parts List

When ordering parts:—

Always give the serial number of the press which is found stamped on the bed of the press in the upper left-hand corner.

Always give the size of press, part number, and the name and description of the part wanted.

Always state the definite mode of transportation, whether Air Mail—Express—Parcel Post—Freight.

Parts are shipped f.o.b. factory and any prices listed are subject to change without notice.

In practically all cases parts ordered will be shipped from the factory the same day the order is received.

Too much information is always better than not enough. A close observance of the above suggestions will eliminate the possibility of error and will expedite service.

No.	DESIGNATION	No.	DESIGNATION
1	Left Side Frame	40-E	Single Saddle Spring
2	Right Side Frame	41	Side Frame Connecting Bracket
3	Bed	41½	Upper Brace
3-T	Bed Track (right or left)	42	Rocker Box (right or left)
3-T-L	Bed Track Lug	43	Crank Shaft Box
3-T-L-S	Bed Track Adjusting Screw	44	Treadle Hook
3-T-R	Bed Track Chase Stop Rivet	44-P	Treadle Hook Fork
4	Platen with Impression Screws	45	Double Saddle Stud with Rod
4-S	Impression Screw	46	Steam Fixture Pulley (tight)
4-N	Impression Screw Nut	46½	Steam Fixture Pulley (loose)
5	Rocker	47	Side Arm (Right or Left)
5-W	Rocker Washer	47-S	Side Arm Wrist
6	Rocker Lock	48	Steam Fixture Shifting Rod
6-E	Rocker Lock Spring	49	Steam Fixture Fork
6-R	Rocker Lock Spring Rod	51	Steam Fixture Shifting Lever
7 & 9	Double Disc	52 & 52-S	Loose Pulley Washer and Screw
7½	Single Disc	55	Side Arm Washer
8	Disc Bracket	55-S	Side Arm Washer Screw
10	Small Disc Gear	55½	Roller Arm Washer
10-S	Small Disc Gear Stud	55½-S	Roller Arm Washer Screw
11	Large Disc Gear	60	Impression Wrench
11-S	Large Disc Gear Screw	61	Gripper Wrench
11-W	Large Disc Gear Washer	62	Rocker Arm
12	Crank Shaft	63	Roller Stock
12½	Straight Fly Wheel Shaft	63-P	Roller Retaining Pin
13	Pinion	64	Tympan Bale
13-K	Pinion Key	64-R	Tympan Bale Rivet
14 & 33	Large Gear Cam Wheel with Cam Roller and Stud	65	Left Platen Ear
15 & 15-S	Lock Roller and Stud	66	Right Platen Ear
16	Small Head and Lock Cam	67	Gripper Cam
17	Roller Arm	67-P	Gripper Cam Pin
17-S	Roller Arm Stud (Side Frame End)	67-H	Gripper Cam Spring Hanger
17-W	Roller Arm Washer	68	Main Shaft
18	Gripper Cam Roller	68-K	Main Shaft Key
18-S	Gripper Cam Roller Screw	69	Back Shaft
19-A	Feed Table Base and Gear Guard	70	Throw-off Saddle
19-T	Feed Table Base Thumb Screw	70-S	Throw-off Saddle Screw
20	Feed Table Fork	71	Back Shaft Collar
21	Left Roller Frame	71-S	Back Shaft Collar Screw
21-S	Roller Frame Wrist Pin	72	Back Connection to Throw-off
22	Right Roller Frame	72-S & N	Screw and Nut for Back Connection to Throw-off
23	Name Plate	72½	Lower Throw-off Connection
24	Treadle	72½-S & N	Screw and Nut for Lower Throw-off Connection
26	Fly Wheel	73	Slotted Piece for Throw-off
26-K	Fly Wheel Key	74	Throw-off Shaft Collar
27	Roller Truck	74½	Treadle Collar
28-A	Chase (Steel)	75	Throw-off Pin Circle
28-B	Chase (Steel ½" oversize)	75-P	Throw-off Pin Circle Pin
28-C	Chase (Steel 13" x 19")	75-S-P	Throw-off Pin Circle Shaft Pin
28-L	Chase Lug	76	Outer Arm to Throw-off
28½	Chase (Semi-Steel)	76-P	Outer Arm Shaft Pin
29	Spider Chase	78	Throw-off Lever
30	Chase Hook	78-S	Throw-off Lever Screw
30-E	Chase Hook Spring	79	Throw-off Bracket
30-H	Chase Hook Spring Hanger	80	Left Gripper
30-S	Chase Hook Screw	80-S	Gripper Bolt and Nut
30-L	Chase Hook Lever	81	Right Gripper
30-L-S	Chase Hook Lever Screw	82	Center Gripper
30-B	Chase Hook Bracket	83	Upper Feed Table
30-B-S	Chase Hook Bracket Screw	84	Lower Feed Table
31	Gripper Bar	85	C. & P. Fountain Bed and Roll
31-E	Gripper Bar Spring	85-T	C. & P. Fountain Thumb Screw
31-H	Gripper Bar Spring Hanger	85-S	C. & P. Fountain Bed Screw (For Bracket)
32	Gripper Bar Roller	86	C. & P. Fountain Box Cap
32-S	Gripper Bar Roller Screw	86-S	C. & P. Fountain Box Cap Screw
33 & 33-S	Cam Roller and Stud	87	C. & P. Fountain Bracket
34	Roller Mould Base	87-S	C. & P. Fountain Bracket Screw (Press End)
34½	Roller Mould Tube	87½	C. & P. Fountain Cover
35	Roller Mould Star	88	C. & P. Fountain Ratchet Lever
36	Disc Lever Roller	88½	C. & P. Fountain Wire Connection
36-S	Disc Lever Roller Screw	88½-S	C. & P. Fountain Wire Connection Screw
37	Disc Lever	89	C. & P. Fountain Ratchet Wheel
37-S	Disc Lever Stud	89½	C. & P. Fountain Bracket
38	Disc Lever Pawl	89½-S	C. & P. Fountain Blade Screw
38-E	Disc Lever Pawl Noiseless Attachment	90	C. & P. Fountain Ratchet Pawl
38-P	Disc Lever Pawl Pin	90-S	C. & P. Fountain Ratchet Pawl Screw
39	Right Double Saddle with Pin—No Rod	90½	Fountain Driver
39-P	Right Double Saddle Pin	90½-S	Fountain Driver Stud
39-E	Double Saddle Spring	94	Long Throw-off Shaft
39-B-B	Annular Ball Bearing	95	Short Throw-off Shaft
39½	Left Double Saddle without Rod	96	Bed Shaft
39½-P	Left Double Saddle Pin	98	Rocker Lock Shaft
40	Single Saddle (right or left)	130	New Series Short Fountain Bed and Roll

No.	DESIGNATION
130-S	New Series Short Fountain Adjusting Screw
130-N	New Series Short Fountain Wing Nut
132	New Series Short Fountain Ratchet Wheel
133	New Series Short Fountain Cover
134	New Series Short Fountain Ratchet Lever
135	New Series Short Fountain Ratchet Pawl
135-S	New Series Short Fountain Ratchet Pawl Screw
136	New Series Short Fountain Blade
136-A	New Series Short Fountain Ink Well
138	New Series Short Fountain Blade Reinforcement
138-S	New Series Short Fountain Blade Adjusting Screw
139	New Series Short Fountain Catch Spring
140	New Series Short Fountain Catch Yoke
141	New Series Short Fountain Knurled Knob
191	New Series Short Fountain Bracket
191-S	New Series Short Fountain Bracket Screw
191 $\frac{1}{2}$	New Series Short Fountain Swivel Connection
191 $\frac{1}{2}$ -S	New Series Short Fountain Swivel Connection Screw
191 $\frac{1}{2}$ -W	New Series Short Fountain Washer
191 $\frac{1}{2}$ -R	New Series Short Fountain Swivel Connection Rod
	New Series Short Fountain Wire Connection
	Brayer
	Double Saddle complete with Rod
	Mould complete
	Remilting Gear Wheels & furnishing Cam Roller & Stud
	Combined Gear and Pinion Guard complete
	Oil Cups

DESIGNATION
Brake Equipment
Brake Lever
Brake Lever Spring
Brake Lever Bracket
Brake Lever Shoe
Brake Lever Pin
Brake Lever Shoe Lining

DESIGNATION
Extension Tracks
Left Track Bracket
Right Track Bracket
Left Extension Track
Extension Track Screws
Extension Track Washers
Right Extension Track

The price for repair parts upon Presses built prior to 1893 which are not standard will be double the list price net F.O.B. factory.



605 GRIPPER BOLT & NUT



72 $\frac{1}{2}$ S SCREWS FOR LOWER CONNECTIONS TO THROW-OFF



92S SCREWS FOR RACK CONNECTIONS TO THRW-OFF



32S GRIPPER BAR ROLLER SCREW



90 $\frac{1}{2}$ S FOUNTAIN DRIVER STUD



21S ROLLER FRAME WRIST PIN



18S GRIPPER CAM ROLLER SCREW



44P TREADLE PIN



17S ROLLER ARM STUD SIDE FRAME END



11 LARGE DISC GEAR




10 SMALL DISC GEAR



13 - PINION



15 LOCK ROLLER AND STUD



88 $\frac{1}{2}$ S C & P FOUNTAIN WIRE CONNECTION SCREW



74 THROW-OFF SHAFT COLLAR



31 CAM ROLLER STUD



39 $\frac{1}{2}$ P LEFT SADDLE PIN



39P RIGHT SADDLE PIN



36S DISC LEVER ROLLER SCREW



75P STEEL THROW-OFF PIN



30S CHASE HOOK SCREW



78S THROW-OFF LEVER SCREW



18S SMALL DISC GEAR STUD



13S LOCK ROLLER STUD



45 IMPRESSION SCREW



18 GRIPPER CAM ROLLER



5W ROCKER WASHER



27 INK ROLLER TRUCK



5S WASHER



3S STAR



33 SIDE ARM WRIST WASHER



132 N. S. S. FOUNTAIN RATCHET WHEEL

78SP THROW-OFF PIN CIRCLE SHAFT PIN
78P OUTER ARM SHAFT PIN



7 1/2 SOLID DISC

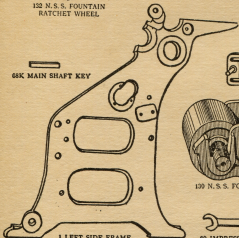


7 & 9 DOUBLE DISC




4 PLATEN WITH IMPRESSION SCREWS

68K MAIN SHAFT KEY



1 LEFT SIDE FRAME




43D SADDLE STUD

39 RIGHT DOUBLE SADDLE WITH STUD & ROD

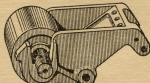


130S N. S. S. FOUNTAIN BED ADJUSTING SCREW

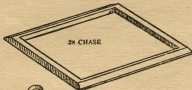


43P SADDLE STUD

39 1/2 LEFT DOUBLE SADDLE WITH STUD & ROD



139 N. S. S. FOUNTAIN BED AND ROLL



2N CHASE



141 N. S. S. FOUNTAIN KNURLED KNOB



60 IMPRESSION WRENCH



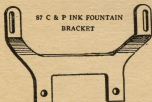
115 N. S. S. FOUNTAIN RATCHET PAWL




61 GRIPPER WRENCH



130N N. S. S. FOUNTAIN BED ADJUSTING SCREW WING NUT



87 C & P INK FOUNTAIN BRACKET



31 SHIFTING LEVER




22 RIGHT HAND ROLLER FRAME



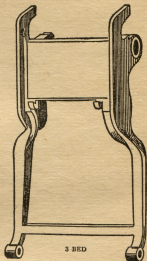
47S SIDE ARM WRIST



135S DISC LEVER STUD



30 CHASE HOOK




3 BED

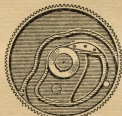


73 THROW-OFF BRACKET


145 C & P FOUNTAIN RATCHET PAWL SCREW



26 PLY-WHEEL



14 LARGE GEAR CAM WHEEL



5 ROCKER

CHANDLER SPRUCE
CLEVELAND, OHIO

1/2" STEAM FIXTURE ROD



46 TIGHT PULLEY
46 1/2 LOOSE PULLEY

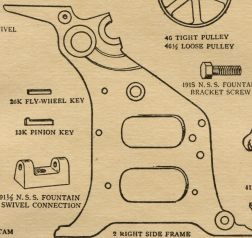
THE CHANDLER & PRICE CO.
CLEVELAND, O.

21 NAME PLATE

1 1/2" N. S. FOUNTAIN SWIVEL
CONNECTION SCREW



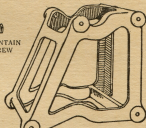
21 LEFT HAND ROLLER FRAME



2 RIGHT SIDE FRAME

1 1/2" N. S. FOUNTAIN SWIVEL
CONNECTION ROD

1 1/2" N. S. FOUNTAIN
BRACKET SCREW



41 SIDE FRAME CONNECTING BRACKET

20K FLY-WHEEL KEY

13K PINION KEY



16 SMALL HEAD AND LOCK CAM



19 1/2" N. S. FOUNTAIN
SWIVEL CONNECTION



87 1/2 C & P FOUNTAIN COVER



66 BED SHAFT




94 LONG THROW-OFF SHAFT




71 BACK SHAFT
COLLAR



70 THROW-OFF SADDLE



69 BACK SHAFT



44 TREADLE HOOK



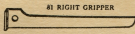
49 SINGLE SADDLE




10 1/2 FOUNTAIN DRIVER



191 N. S. FOUNTAIN BRACKET



81 RIGHT GRIPPER



90 LEFT GRIPPER



49 BELT SHIFTER FORK



68 MAIN SHAFT



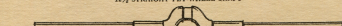
70 OUTER ARM FOR THROW-OFF



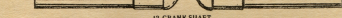
12 1/2 STRAIGHT FLY-WHEEL SHAFT




133 N. S. FOUNTAIN COVER




12 CRANK SHAFT



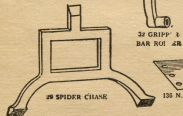
131 N. S. FOUNTAIN RATCHET LEVER




31 DEPRESSIBLE GRIPPER BAR



72 1/2 LOWER THROW-OFF CONNECTION



29 SPIDER CHASE



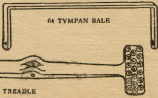
6R ROCKER LOCK SPRING ROD



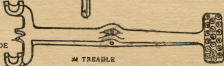
67A GRIPPER CAM




130 N. S. FOUNTAIN BLADE




64 TYMPAN BALE



24 TREADLE



7 1/2 THROW-OFF LEVER



41 1/2 UPPER BRACE



34 1/2 MOULD TUBE



55 SHORT THROW-OFF SHAFT




63 ROLLER STOCK



31E GRIPPER BAR SPRING



95 LOCK SHAFT




47 SIDE ARM



65 ROCKER LOCK SPRING



75 THROW-OFF PIN CIRCLE



30E CHASE HOOK SPRING & 30H HANGER



72 BACK CONNECTION TO THROW-OFF




40E SADDLE SPRING



138S N. S. S. FOUNTAIN BLADE ADJUSTING SCREW



73 SLOTTED PIECE FOR THROW-OFF



17 ROLLER ARM



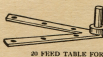
62 ROCKER ARM



140 N. S. S. FOUNTAIN CATCH YOKE



48 1/2 C & P FOUNTAIN WIRE CONNECTION



20 FEED TABLE FORK

19T FEED TABLE THUMB SCREW



19 FEED TABLE BASE AND GEAR GUARD



43 CRANK SHAFT BOX



5 DISC BRACKET



132S N. S. S. FOUNTAIN RATCHET PAWL SCREW



BRAYER



191 1/2 W N. S. S. FOUNTAIN SWIVEL CONNECTION SCREW WASHER



34 MOULD BASE




35 DISC LEVER PAWL



42 ROCKER BOX

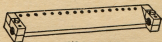
37 DISC LEVER 36 DISC LEVER ROLLER



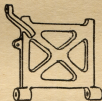
43 UPPER FEED TABLE



51 LOWER FEED TABLE



45 C & P FOUNTAIN BED




6 ROCKER LOCK



57 C & P FOUNTAIN THUMB SCREW



48 C & P RATCHET LEVER



89 C & P FOUNTAIN RATCHET WHEEL

85 1/2 C & P FOUNTAIN ROLL



65 LEFT PLATEN EAR



66 RIGHT PLATEN EAR



90 C & P RATCHET PAWL

